SpotSee®

TiltWatch® XTR QR - Recipient Guidance

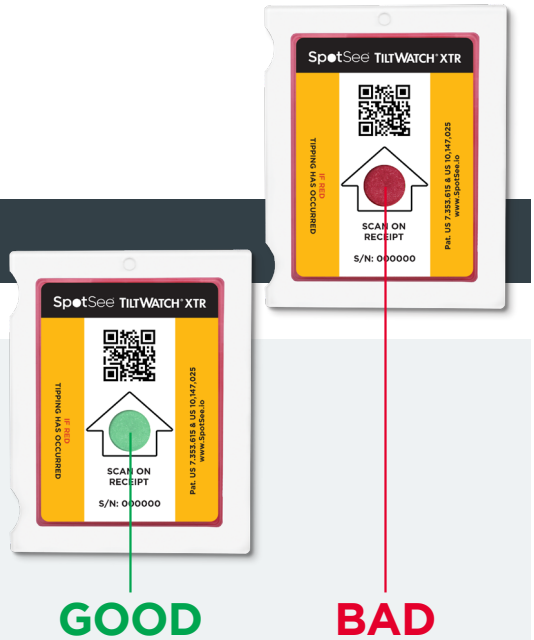

TiltWatch® XTR QR is a single-use tilt sensor designed to ship with sensitive assets to monitor for noteworthy tilt events that may compromise product integrity. The sensor goes red when it has experienced an a tilt over 80°, prompting receivers to halt receipt and contact the shipper. Shippers using TiltWatch XTR QR care about the quality of delivered products and as such put in the appropriate measures to maintain consumer confidence.

Scan the TiltWatch XTR QR on your shipment immediately upon receipt.

1. Scan the QR code on the TiltWatch XTR QR

Continue

2. Click “Continue” button on bottom of screen to open your camera.

3. Place the TiltWatch XTR QR inside the black outline and adjust until the box turns yellow.

Image Captured

4. Once box is yellow, hold for 1 second to auto capture the image.

Save Scan

5. Click “Save Scan” to check sensor condition.

6. The condition of the TiltWatch XTR QR will be analyzed and tilt status will display on the final screen.

Initial QR Scan

Serial Number & Scan Instructions

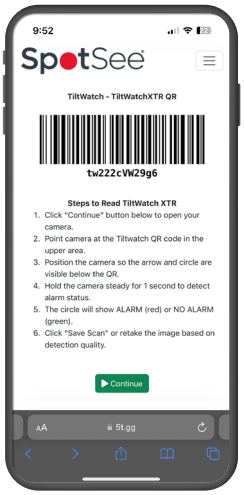

Vision System Check

Condition Information